

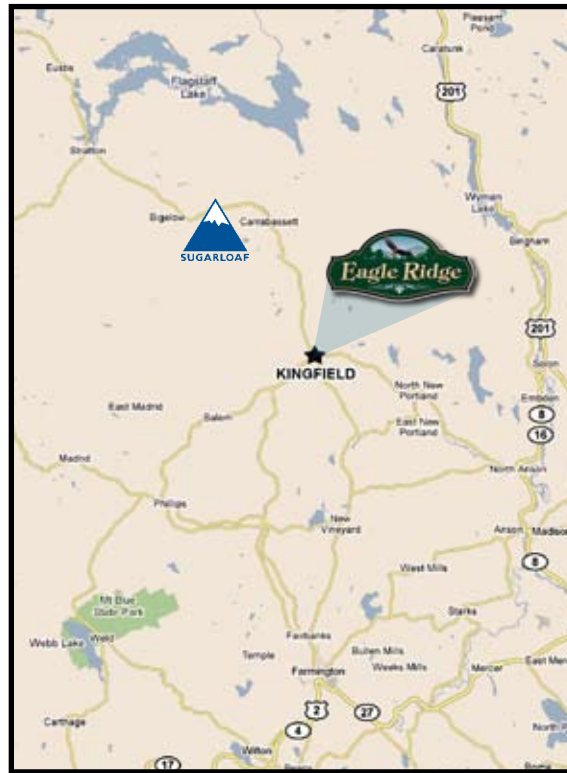


Eagle Ridge homesites are surrounded by hundreds of acres ideal for...

snowmobiling,
skiing, hiking
photography,
fishing and more!



Kingfield/Sugarloaf Area



Eagle Ridge Homesites are developed and offered by:



L&M Land Co.
P.O. Box 246, Kingfield, ME 04947
email info@lmlandcompany.com

207-265-4622

Spectacular Land Opportunities at




Private single family homesites with spectacular mountain views located in Kingfield, Maine

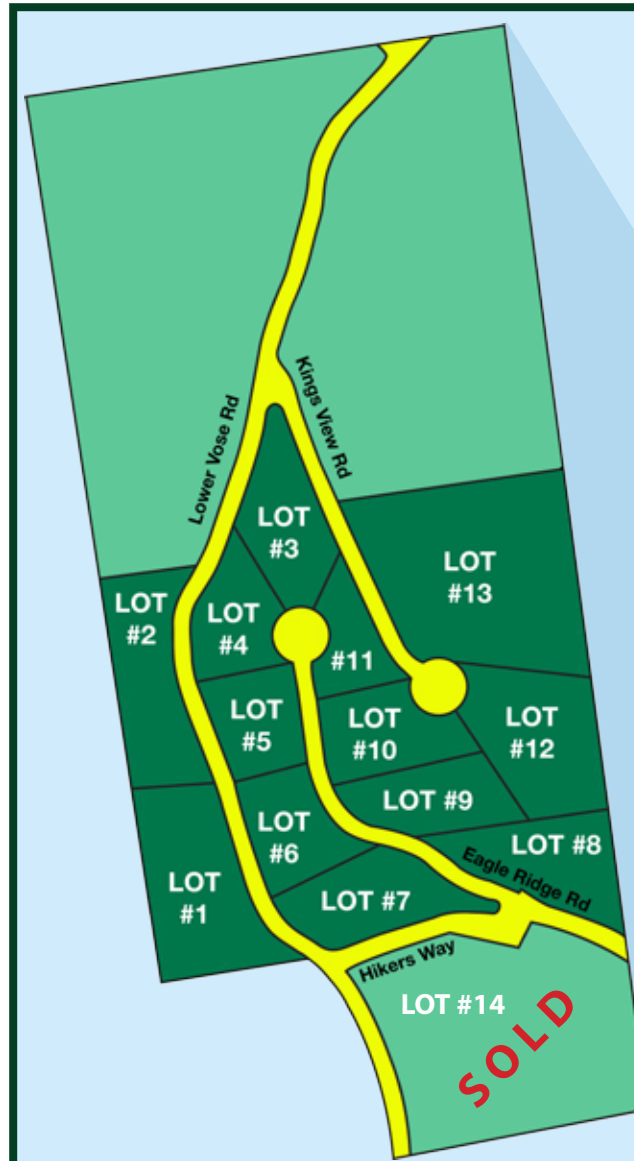


About Eagle Ridge

Eagle Ridge subdivision is located one mile from downtown Kingfield at the height of Maple Street. The Eagle Ridge home sites combine spectacular views of the Western Mountains, while offering seclusion in a woodland setting on your own private road. With the Sugarloaf resort only 15 minutes north, and the Maine Huts and Trails, the IT, and gorgeous lakes all in close proximity, Eagle Ridge provides a tranquil setting in a region renowned as a four-season recreation area.



Eagle Ridge has been designed to maintain the natural setting of the surrounding mountains, while capitalizing upon vivid sunsets, mountain streams and abundant wildlife. The 14 lots encompass over 100 acres of land, bordered on all sides by woodlands, hills and the Carrabassett River. The roads within the subdivision have been designed to minimize traffic, and provide a sense of remoteness for the individual lots. There are common areas within the development for the private use of the homeowners. All utilities will be installed underground to minimize the impact on the environment.



Lot #	Acres
1	5.61
2	4.36
3	3.99
4	2.65
5	2.70
6	2.85
7	3.65
8	3.91
9	3.09
10	3.11
11	2.67
12	4.90
13	8.67
14 (SOLD)	14.2

For additional pricing and information check out our website at

www.lmlandcompany.com

call 265-4622

email info@lmlandcompany.com

